

# Your Donation Experience

What you will experience when you come to Bonfils to donate blood.


**1** You will be greeted by Bonfils' awesome staff & **check in** for your donation appointment.



Hi! Welcome to Bonfils.

**2** You will be asked to fill out a **donor questionnaire**.

This includes basic health questions to ensure the safety of the blood supply.




**3** You will be asked to wait for **just a few minutes** for your name to be called.




**4** Your name will be called by a phlebotomist to begin your **health screening** in our health screening area.

Your phlebotomist will **review your responses** with you.



**5** Your health screening will include **evaluation of**

pulse      blood pressure      temperature      hemoglobin (red blood cell count)



Checking and recording this information will ensure your safety.

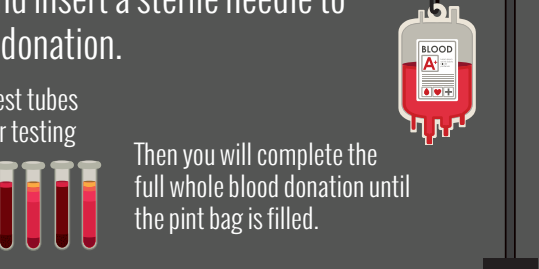
**6** You will then be shown to your **donor chair**. Now sit back and relax for your donation.



## Whole blood donation

**7** Your phlebotomist will prepare the tools and equipment. They will then clean an area on your arm and insert a sterile needle to begin your donation.

They will take test tubes of your blood for testing purposes.



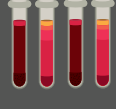
Then you will complete the full whole blood donation until the pint bag is filled.

This process can take up to 15 minutes.

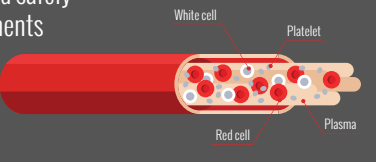
## Automated blood donation

**7** Your phlebotomist will get the tools and the equipment ready. They will then clean an area on your arm and insert a sterile needle and connect you to **ALYX or Trima machine** to begin your automated donation.

They will take test tubes of your blood for testing purposes.




Your blood will be drawn from your arm and channeled through sterile, single-use tubing to a centrifuge that separates and collects the most needed components and safely returns components back to you.




ALYX donations can take up to 30 minutes. A platelet donation can take up to 2 hours. You will have access to entertainment options like TV, movies and internet at select locations.

**8** Following your donation, you will be asked to sit in the **canteen** for approximately 15 minutes.

Enjoy some light refreshments while in the canteen to replenish your fluids and needed nutrients.



**9** Following your donation, your **lifesaving gift** is typed, tested, processed, stored and distributed to patients in need.



**Thank you for your gift.**